

## REPORTS IN VIRGINIA


# 53,440

children were reported as possible victims of abuse or neglect in Virginia during State Fiscal Year 2024

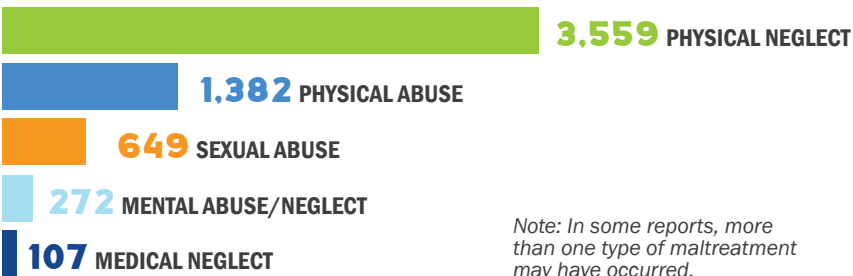
They were participants in **33,847** completed<sup>1</sup> reports that were handled by Virginia's city and county departments of social services. There were **854** reports of substance-exposed infants, **1,585** reports involved an Out-of-Family setting, and there were **10** Human Trafficking Assessments conducted.

## SOURCE OF REPORTS

In SFY 2024, **100,898** persons reported suspected child abuse or neglect to local and state departments of social services\*



## TYPES OF MALTREATMENT IN FOUNDED INVESTIGATIONS



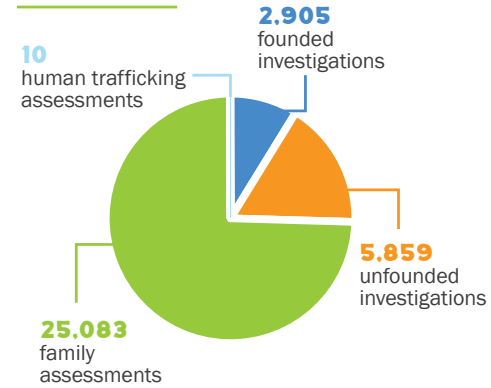
## DEATHS as of 12/3/2024

**165**  
valid reports of a child death due to suspected abuse or neglect

**30**  
children died as a result of abuse or neglect

**43**  
cases are pending

## REPORT OUTCOME



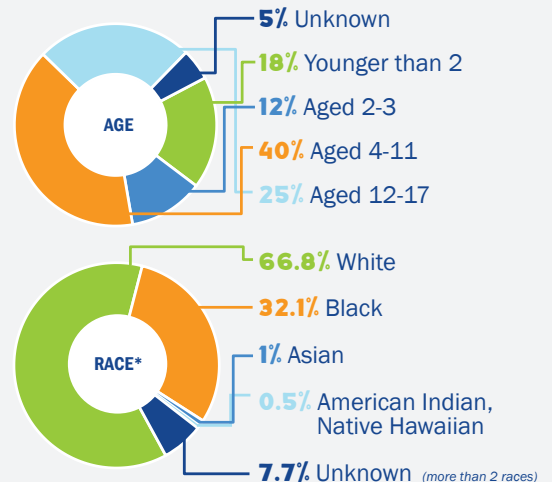
**"Founded"** means that a review of the facts gathered during an investigation met the "preponderance of the evidence" standard.

**"Unfounded"** means that a review of the facts gathered during an investigation did not meet the "preponderance of the evidence" standard.

**Family assessments** are an alternative response which includes engaging with the family to assess the strengths and needs of the children and families. No determination of "founded" or "unfounded" is made in a family assessment.

**Human Trafficking Assessments** are required when a report alleges a child is a victim of human trafficking, including sex trafficking or labor trafficking, and does not meet the validity criteria for an investigation or family assessment.

## DEMOGRAPHICS OF VICTIMS



\*This category allows for multiple responses per child and thus may exceed 100%.

<sup>1</sup>Completed reports have supervisory approval. Completed does not include "other" or "pending" reports.

**CHILD FATALITIES SFY 2021 - SFY 2024<sup>1</sup>**

Fiscal Year	Founded Fatalities	Unfounded Fatalities	Other (pending or approved)	Total
2024	30	92	43	165
2023	50*	112*	11*	173
2022	56*	103	5*	164
2021	61	109*	1*	171

\*Updated 12/3/2024

**COMPLETED REPORTS SFY 2021 - SFY 2024**

Fiscal Year	Founded Investigations	Unfounded Investigations	Family Assessments	Total Completed CPS Reports
2024	2,905	5,859	25,083	33,847
2023	2,913	5,876	24,890	33,679
2022	3,161	5,991	26,765	35,917
2021	3,047	5,094	22,082	30,223

**CHILDREN IN COMPLETED REPORTS SFY 2021 - SFY 2024**

Fiscal Year	Founded	Unfounded	Family Assessments	Total
2024	4,474	7,896	39,841	53,440
2023	4,368	8,033	40,079	52,480
2022	4,911	8,179	39,804	52,894
2021	5,261	7,801	38,107	51,169

**What was the race of children in investigations with a founded disposition compared to all investigations? SFY 2024**

Race***	Children in Founded Investigations (n=4,474)	Children in All Investigations (n=12,626)	All Children in Virginia <sup>2</sup> (n=1,866,978)
White	66.8%	64.0%	68.0%
Black	32.1%	29.3%	20.0%
Asian	1.0%	1.8%	7.3%
American Indian, Native Hawaiian	0.5%	0.4%	0.7%
Unknown	7.7%	9.9%	3.4% (more than 2 races)

\*\*\* This category allows for multiple responses per child and thus may exceed 100%.

<sup>1</sup>Data collected from local departments of social services as of 12/3/2024.

<sup>2</sup>Source U.S. Census Bureau Quick Facts